


# Welding Clamp Promotion

valid  
01/06/2017 - 31/03/2018



Simply better.



## Self-adjusting toggle clamps

Order-No.	Opening mm	Automatic adjustment mm	Clamping force N	kg	List price £ +VAT	Offer price £ +VAT
-----------	---------------	-------------------------------	------------------------	----	-------------------------	--------------------------

### Horizontal toggle clamp with open arm and horizontal base plate STC-HH

STC-HH50	40	35	2500	0.38	25.70	19.20
STC-HH70	60	35	2500	0.42	26.70	19.80

### Horizontal toggle clamp with open arm and angled base plate STC-HA

STC-HA20	35	20	1100	0.23	24.60	17.25
----------	----	----	------	------	-------	-------

### Push/pull clamp with horizontal base plate STC-IHH

STC-IHH25	35	13	2500	0.20	26.50	18.55
-----------	----	----	------	------	-------	-------

### Push/pull clamp with angled base plate STC-IHA

STC-IHA15	25	8	1100	0.23	25.20	17.70
-----------	----	---	------	------	-------	-------

### Vertical toggle clamp with open arm and horizontal base plate STC-VH


STC-VH20	35	20	1100	0.22	28.00	19.70
STC-VH50	40	35	2500	0.43	30.20	21.20

- Automatic and infinitely variable adjustment of the clamping height while clamping force remains unchanged – without having to make manual changes to the position of the pressure screws
- Adjustable clamping force based on the adjusting screw in the joint
- Sturdy, tempered metal sheets for a long service life
- Base plate hole pattern suitable for millimetres and inches
- High-quality oil-resistant two-component plastic handle (STC-HA20 and STC-IHA15 with slip protection)

STC-VH

## Set of Aviation snips

Order-No.	Article	Overall length		Blade length		Sheet thickness (600 N/mm <sup>2</sup> )	Product life expectancy	List price £ +VAT	Offer price £ +VAT
		mm	"	mm	"				
DSET16	D16	240	9 1/2	40	1 1/16	1.2	++	0.38	90.50
	D16L	240	9 1/2	40	1 1/16	1.2	++	0.38	
	D16S	240	9 1/2	44	1 3/4	1.2	++	0.38	



- D16 and D16L: for short, straight and curved cuts
- D16S: No offset to blades, for short, straight and curved cuts with a large radius in both left and right directions
- Edges with micro-serrations for prevent slipping

Prices valid until 31<sup>st</sup> March 2018.  
Prices exclude VAT.


UK Importer Gedore UK Ltd, Marton st, SKIPTON BD23 1TF, Tel 01756 706700 email: sales@gedoreuk.com

# Welding Clamp Promotion

valid  
01/06/2017 - 31/03/2018



Simply better.



## GS:

- Clamping force up to 5,000 N
- Fixed jaw and sliding arm are constructed of tempered steel for resilient clamping
- Tommy bar with rounded ends for simple transfer of force when clamping

## SG30VAD:

- Clamping force up to 12,000 N
- Clamping and spreading of round, oval and angled workpieces
- Pressure plates can be replaced with no need for tools




## All-steel screw clamp classiX GS with tommy bar

Order-No.	Opening mm	Throat depth mm	Rail mm	kg	List price £ +VAT	Offer price £ +VAT
GS25K	250	120	22 x 10,5	1.20	35.30	22.95
GS30K	300	140	25 x 12	1.79	44.10	30.85
GS40K	400	120	25 x 12	1.95	48.30	35.50
GS60K	600	120	25 x 12	2.37	57.10	40.25



## KombiKlamp SGVAD

Order-No.	Opening mm	Throat depth mm	Rail mm	kg	List price £ +VAT	Offer price £ +VAT
SG30VAD	300	120	30 x 15	2.95	99.10	66.90



spreading configuration



## Lever clamp GH / U-shaped lever clamp GUH

Order-No.	Opening mm	Throat depth mm	Rail mm	kg	List price £ +VAT	Offer price £ +VAT
GH20	200	100	22 x 8.5	1.10	65.40	32.25
GH25	250	120	24,5 x 9.5	1.44	75.40	38.00
GH30	300	140	28 x 11	2.27	89.30	48.50
GH40	400	120	28 x 11	2.41	94.60	61.65
GU25-12-6H	250	120	22 x 10.5	1.67	82.90	58.55

- Greater reserves of power, thanks to optimised rail profile, for even clamping force build-up, especially under maximum utilisation of the clamping range
- Non-slip trigger release
- Sintered steel cams – particularly hardwearing, low friction due to higher surface hardness
- Quick – up to 5 x faster than regular clamps
- Secure – vibration resistant
- Strong – clamping force up to 8,500 N
- GU25-12-6H: step-over clamping, specially suited for T-profiles



## Claw clamp GRA

Order-No.	Opening mm	Throat depth mm	Rail mm	kg	List price £ +VAT	Offer price £ +VAT
GRA30-12	300	120	28 x 11	2.44	114.70	75.75
GRA60-12	600	120	28 x 11	3.06	130.40	86.20

- Clamping and spreading force up to 7,500 N
- Externally-positioned spindle, protected from welding spatter
- Clear access to work area

**jonesandclark**  
INDUSTRIAL SUPPLIES AND SOURCING SPECIALISTS

Telephone: 01283 541771  
Facsimile: 01283 542466  
sales@jonesandclark.co.uk  
www.jonesandclark.co.uk  
Paget Street, Burton upon Trent,  
Staffordshire. DE14 3TQ

valid  
01/06/2017 - 31/03/2018


**BESSEY. Simply better.**

For more than 125 years, BESSEY has continually been setting standards in cutting and clamping systems. Our long-term research and development competence allows us to continuously create new, innovative products. BESSEY's top quality products are produced from the highest quality materials, using state-of-

the-art techniques. This ensures the highest degree of comfort, safety, user-friendliness and ergonomics, so that you can also benefit from our unique innovation advantage. In accordance with our company motto: "BESSEY. Simply better."



Simply better.



**High-performance clamp SGM /  
U-shaped high-performance clamp SGU**

Order-No.	Opening		Throat depth	Rail	⚖️	List price	Offer price
	mm	"					
SG30M	300	140	34 x 13	3.00	93.00	52.20	
SG50M	500	140	34 x 13	3.40	117.80	82.55	
SG60M	600	140	34 x 13	3.80	127.30	89.35	
SGU30-14-10	300	140	30 x 15	3.75	129.80	87.80	

**SGM:**

- Clamping force up to 12,000 N at tightening torque of 40 Nm
- 20 % more clamping force per spindle rotation with optimised rail profile
- Maximum safety due to the better linear transfer of force of the sliding arm

**SGU30-14-10:**

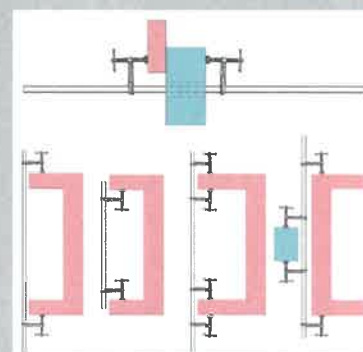
- Double-sided step-over clamping, specially suited for T-profiles and double T-profiles



**Variable high-performance clamps – Complete set SLV**

Order-No.	Opening	Throat depth	Spreading width	Rail	⚖️	List price	Offer price
SLV100M	1000	120	340-1250	27 x 13	4.78	120.50	83.10
SLV150M	1500	120	340-1750	27 x 13	5.97	145.60	96.70
SLV200M*	2000	120	340-2250	27 x 13	7.15	171.00	120.20

- Clamping force up to 6,500 N
- Tipping is prevented through central positioning on the workpiece
- Clamp can be fed through an opening in the workpiece/component



**High-performance clamp STBM, heavy duty**

Order-No.	Opening		Throat depth	Rail	⚖️	List price	Offer price
	mm	"					
STB30M	300	175	40 x 20	5.61	177.10	120.20	
STB60M	600	175	40 x 20	7.23	201.30	141.10	
STB80M	800	175	40 x 20	8.35	214.40	150.50	

- Clamping force up to 12,000 N at tightening torque of 40 Nm
- Double-sided step-over clamping, specially suited for T-profiles and double T-profiles

\*Additional carriage may apply for this item.



**C-clamp CDF-C**

Order-No.	Opening		Throat depth	Clamping force	⚖️	List price	Offer price	
	mm	"						
CDF403C	0-75	0-3	60	2 3/4	13	0.85	30.80	10.40
CDF404C	0-105	0-4 1/4	85	2 3/4	16.5	1.60	37.00	12.50
CDF406C	0-150	0-6	100	3 5/8	17	2.32	49.30	17.70
CDF408C	0-205	0-8	125	4 1/2	17	3.42	61.90	23.80

- Drop forged, extremely stable
- The copper-plated spindle prevents welding splatter from sticking



**Welders' angle clamps WSM**

Order-No.	Opening	Current passage max.	Jaw height	Jaw length	⚖️	List price	Offer price
WSM9	2 x 90	60	35	110	3.80	167.50	99.30
WSM12	2 x 120	100	61	120	7.80	181.20	114.45

- Automatic adjustment to workpieces of various thicknesses
- Sturdy jaws and base plate made from high-quality cast iron
- The copper-plated spindle prevents welding splatter from sticking
- Precise 90°-angles



**Parallel grip GRZ /  
Pipe grip GRZRO**

Order-No.	For pipes Ø	Opening	Throat depth	⚖️	List price	Offer price
GRZ10	--	100	65	1.00	78.20	47.00
GRZ20	--	200	65	1.20	85.60	59.55
GRZRO	0-110	--	65	1.30	97.10	67.95

**GRZ10 / GRZ20**

- Parallel jaw faces
- Prism recess for small round parts
- Includes pressure caps for gentle clamping of sensitive surfaces

**GRZRO**

- Ideal for holding round objects of constant diameter
- Includes pressure caps
- Gentle clamping of sensitive surfaces
- Suitable for tack welding, heatresistant up to 200° C




**Sash clamps TB with T-profile 40 x 40 x 5 mm**

Order-No.	Opening	Jaw dimensions w x h	⚖️	List price	Offer price
TB120	1200	66 x 43	6.20	109.80	73.10
TB150	1500	66 x 43	6.40	116.30	77.85
TB210*	2100	66 x 43	8.50	139.30	94.00

- Clamping force up to 14,000 N
- With attached locking bolt
- Tommy bar
- Sturdy thanks to T-profile

\*Additional carriage may apply for this item.



**All products on this side are assembled with a Special tilting pressure plate**

The heat-resistant pressure plate is replaceable and can be tilted up to 35° so it can even clamp on angled or sloping surfaces. It has an extremely long service-life due to the oil-soaked sintered steel insert's excellent sliding and emergency running properties.

